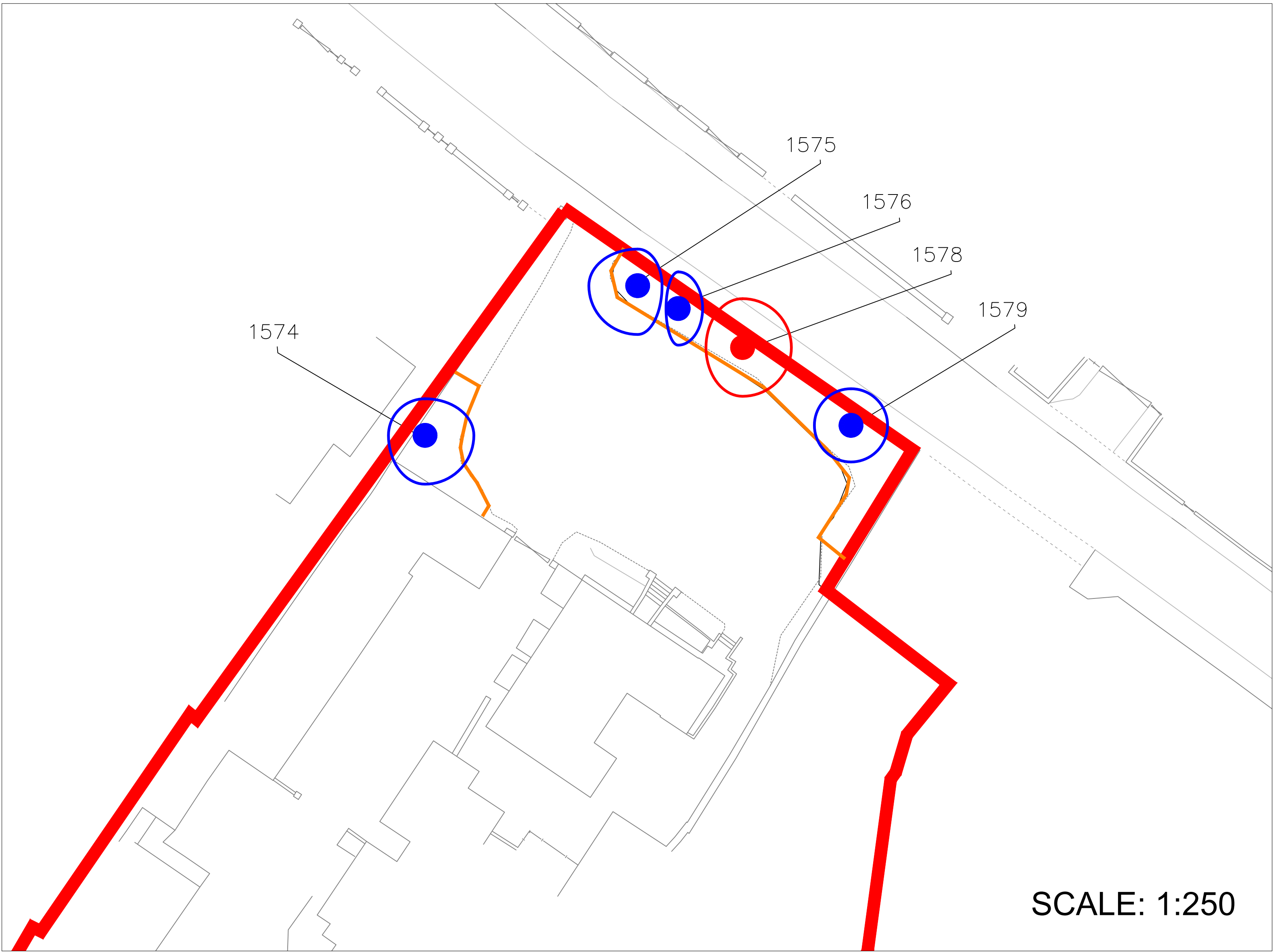








SCALE: 1:500



SCALE: 1:250

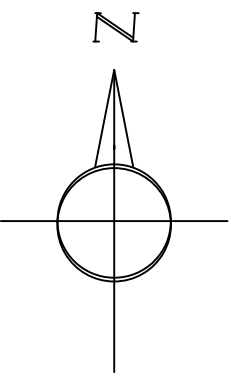
LEGEND

TREE CONDITION CATEGORIES

-  **A** TREES OF HIGH VALUE AND QUALITY
-  **B** TREES OF MODERATE VALUE AND QUALITY
-  **C** TREES OF LOW QUALITY AND VALUE
-  **U** TREES OF VERY LOW VALUE AND QUALITY TO BE REMOVED IN THE INTERESTS OF SOUND ARBORICULTURAL MANAGEMENT
-  TREE CONSTRAINTS
-  SITE BOUNDARY

DRAWING TO BE INTERPRETED WITH REFERENCE TO TREE SURVEY DOCUMENT
EXISTING TARMAC WILL LIKELY RESTRICT ROOT DEVELOPMENT
TREE ROOT CONSTRAINTS SHOWN REFLECTS EXTENT OF TARMAC PRESENT.

REV	DATE	DESCRIPTION



CMK
Horticulture & Arboriculture

CLIENT: SEABREN DEVELOPMENTS LTD. AND CIRCLE VHA CLG		PROJECT: GLEBE HOUSE, CRUMLIN, DUBLIN 12		JOB NO. TGLE001	
DRAWING: Arboricultural Assessment			DATE: 08-04-22	SCALE: AS SHOWN	DRAWING NO. 101
NOTES <small>Do Not Scale: Use Figured Dimensions Only. Not for Construction Purposes unless Specifically Marked.</small>			DRAWN BY: Ciara Keating		REVISION: -
© THIS DRAWING IS COPYRIGHT OF CMK HORTICULTURE & ARBORICULTURE			CK INITIALS		
STATUS: PLANNING					